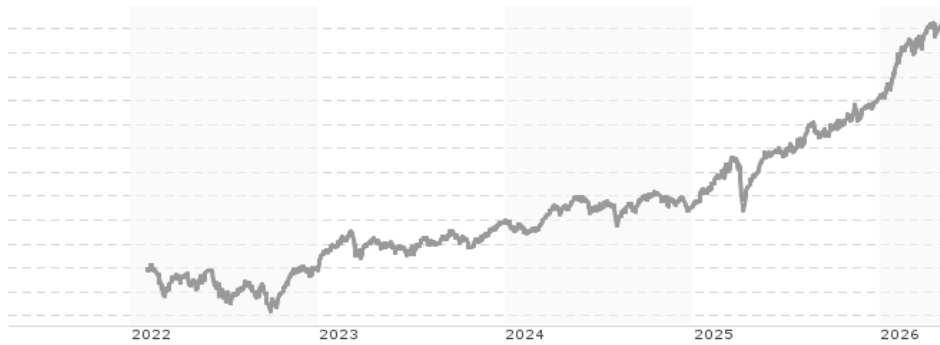


**Ardtur European Focus Fund - EUR A / IE000267N380 / A3DDKU / FundRock M. Co. IE**

|                                       |               |                |                         |             |
|---------------------------------------|---------------|----------------|-------------------------|-------------|
| <b>Aktuell 05.05.2026<sup>1</sup></b> | <b>Region</b> | <b>Branche</b> | <b>Ausschüttungsart</b> | <b>Typ</b>  |
| 35,35 EUR                             | Europa        | enmix          | thesaurierend           | Aktienfonds |


**Risikokennzahlen**

|     |   |   |   |   |   |   |   |
|-----|---|---|---|---|---|---|---|
| SRI | 1 | 2 | 3 | 4 | 5 | 6 | 7 |
|-----|---|---|---|---|---|---|---|

**Jahresperformance**

|      |         |
|------|---------|
| 2025 | +35,40% |
| 2024 | +6,19%  |
| 2023 | +19,76% |

Performanceergebnisse der Vergangenheit lassen keine Rückschlüsse auf die künftige Entwicklung zu.

| Stammdaten                 |                            | Konditionen                                  |       | Sonstige Kennzahlen      |          |
|----------------------------|----------------------------|--|-------|--------------------------|----------|
| Fondart                    | Einzelfond                 | Ausgabeaufschlag                             | 5,00% | Mindestveranlagung       | EUR 0,00 |
| Kategorie                  | Aktien                     | Managementgebühr                             | 1,00% | Sparplan                 | Nein     |
| Fondsunterkategorie        | Branchenmix                | Depotgebühr                                  | 0,03% | UCITS / OGAW             | Ja       |
| Ursprungsland              | Irland                     | Tilgungsgebühr                               | 0,50% | Gewinnbeteiligung        | 0,00%    |
| Tranchenvolumen            | (05.05.2026) EUR 3,42 Mio. | Sonstige lfd. Kosten (31.07.2025)            | 1,22% | Umschichtgebühr          | 0,00%    |
| Gesamt-Fondsvolumen        | (05.05.2026) EUR 1,32 Mrd. | Transaktionskosten                           | 0,40% | <b>Fondsgesellschaft</b> |          |
| Auflegedatum               | 07.01.2015                 | FundRock M. Co. IE                           |       |                          |          |
| KESSt-Meldefonds           | Ja                         | 8/34 Percy Place, Dublin 4, D04 P5K3, Dublin |       |                          |          |
| Beginn des Geschäftsjahres | 01.01.                     | Irland                                       |       |                          |          |
| Nachhaltigkeitsfondsart    | -                          | www.fundrock.com                             |       |                          |          |
| Fondsmanager               | Oliver Kelton              |  |       |                          |          |
| Thema                      | -                          |  |       |                          |          |

| Performance                    | 1M     | 6M      | YTD     | 1J      | 2J      | 3J      | 5J      | seit Beginn |
|--------------------------------|--------|---------|---------|---------|---------|---------|---------|-------------|
| Performance                    | +0,91% | +25,33% | +18,74% | +44,86% | +59,75% | +84,50% | -       | +103,92%    |
| Performance p.a.               | -      | -       | -       | +45,01% | +26,47% | +22,63% | -       | +18,23%     |
| Performance p.a. nach max. AGA | -      | -       | -       | +37,97% | +23,35% | +20,67% | -       | +16,85%     |
| Sharpe Ratio                   | 0,90   | 5,02    | 5,53    | 4,07    | 1,85    | 1,67    | -       | 1,10        |
| Volatilität                    | 11,41% | 11,06%  | 11,39%  | 10,53%  | 13,12%  | 12,28%  | -       | 14,60%      |
| Schlechtester Monat            | -      | +0,52%  | +0,52%  | +0,16%  | -4,63%  | -4,89%  | -10,83% | -10,83%     |
| Bester Monat                   | -      | +6,93%  | +6,93%  | +6,93%  | +6,93%  | +7,35%  | +11,14% | +11,14%     |
| Maximaler Verlust              | -2,60% | -3,86%  | -3,17%  | -4,13%  | -15,46% | -15,46% | -       | -19,13%     |

**Vertriebszulassung**

Österreich, Deutschland, Schweiz;

1. Wichtiger Hinweis zum Aktualisierungsstand: Das angegebene Datum bezieht sich ausschließlich auf die Berechnung des NAV.

 RISIKOHINWEISE: Die Informationen auf dieser Seite dienen ausschließlich zu Informationszwecken und sollten weder als Verkaufsangebot noch als Aufforderung zum Kauf des Wertpapiers oder einer Empfehlung zugunsten des Wertpapiers verstanden werden. Die baha GmbH und die BAWAG P.S.K. Bank für Arbeit und Wirtschaft und Österreichische Postsparkasse Aktiengesellschaft übernehmen trotz sorgfältigster Recherche keinerlei Haftung für die Richtigkeit der angegebenen Daten.  
 Factsheet erstellt von: www.baha.com am 07.05.2026 11:46

## Ardtur European Focus Fund - EUR A / IE000267N380 / A3DDKU / FundRock M. Co. IE

### Investmentstrategie

The Fund may invest up to 10% of its Net Asset Value ("NAV") in equities issued by what the Investment Manager reasonably considers non-European companies and which are listed or traded on one or more Recognised Exchanges. The Fund may invest up to 20% of its NAV in emerging markets. The Fund will not concentrate investments in any one European country or in any one industrial or economic sector. The Fund may invest up to 10%, in aggregate, of its NAV in UCITS and/or non-UCITS collective investment schemes, of which up to 5% of its NAV may be invested in UCITS investing in European Companies. Under normal market conditions, the Fund may hold or maintain up to one third of its NAV in cash deposits and/or cash equivalents. In exceptional market conditions the amount of such cash deposits and/or cash equivalents may be up to 50% of the Fund's NAV and may exceed this where the investment manager believes it is in the best interest of the shareholder.

### Fondsspezifische Informationen

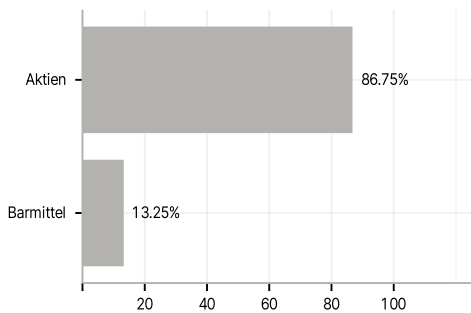
Im Rahmen der Anlagestrategie kann in wesentlichem Umfang in Derivate investiert werden. Die Fondsbestimmungen des Ardtur European Focus Fund - EUR A wurden durch die FMA bewilligt. Der Ardtur European Focus Fund - EUR A kann mehr als 35 % des Fondsvermögens in Wertpapiere/Geldmarktinstrumente folgender Emittenten investieren: by any Member State, its local authorities, non-Member States or public international body of which one or more Member States are members. The individual issuers may be drawn from the following list: OECD Governments (provided the relevant issues are investment grade), Government of the People's Republic of China, Government of Brazil (provided the issues are investment grade), Government of India (provided the issues are investment grade), Government of Singapore, European Investment Bank, European Bank for Reconstruction and Development, International Finance Corporation, International Monetary Fund, Euratom, The Asian Development Bank, European Central Bank, Council of Europe, Eurofima, African Development Bank, International Bank for Reconstruction and Development (The World Bank), The Inter-American Development Bank, European Union, Federal National Mortgage Association (Fannie Mae), Federal Home Loan Mortgage Corporation (Freddie Mac), Government National Mortgage Association (Ginnie Mae), Student Loan Marketing Association (Sallie Mae), Federal Home Loan Bank, Federal Farm Credit Bank, Tennessee Valley Authority, Straight-A Funding LLC, Export-Import Bank..

### Investmentziel

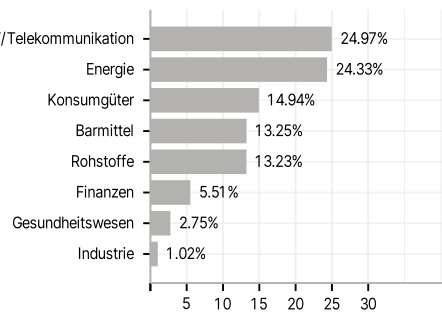
The investment objective of the Sub-Fund is to generate long-term capital growth through investing in equities of European companies in developed European equity markets.

### Veranlagungsstruktur

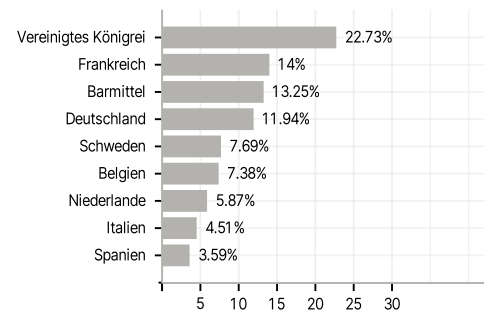
#### Anlagearten



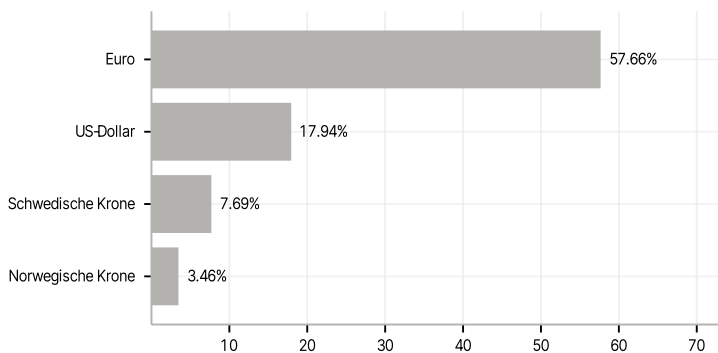
#### Branchen



#### Länder



#### Währungen



#### Größte Positionen

