

Fisher Investments Institutional Global Sustainable Equity Impact Fund Sterling Class Shares (unhedged) / IE00BKFHTR56 / ...

<b>Aktuell 17.06.2026 <sup>1</sup></b>	<b>Region</b>	<b>Branche</b>	<b>Ausschüttungsart</b>	<b>Typ</b>
128,11 GBP	weltweit	enmix	thesaurierend	Aktienfonds



**Risikokennzahlen**

SRI	1	2	3	<b>4</b>	5	6	7
-----	---	---	---	----------	---	---	---

**Jahresperformance**

2025	+12,36%
2024	-0,09%
2023	+6,27%

Performanceergebnisse der Vergangenheit lassen keine Rückschlüsse auf die künftige Entwicklung zu.

Stammdaten		Konditionen		Sonstige Kennzahlen	
Fondart	Einzelfond	Ausgabeaufschlag	0,00%	Mindestveranlagung	EUR 5.000.000,00
Kategorie	Aktien	Managementgebühr	0,85%	Sparplan	Nein
Fondsunterkategorie	Branchenmix	Depotgebühr	-	UCITS / OGAW	Ja
Ursprungsland	Irland	Tilgungsgebühr	0,00%	Gewinnbeteiligung	0,00%
Tranchenvolumen	(17.06.2026) USD 9777,710	Sonstige lfd. Kosten	-	Umschichtgebühr	0,00%
Gesamt-Fondsvolumen	(17.06.2026) USD 1,58 Mio.	Transaktionskosten	-	<b>Fondsgesellschaft</b>	
Auflagedatum	08.02.2022			Carne Gl. Fd. M.(IE)	
KESSt-Meldefonds	Nein				
Beginn des Geschäftsjahres	01.10.				Irland
Nachhaltigkeitsfondsart	Ethik/Ökologie				<a href="https://www.carnegroup.com">https://www.carnegroup.com</a>
Fondsmanager	-				
Thema	-				

Performance	1M	6M	YTD	1J	2J	3J	5J	seit Beginn
Performance	+1,53%	+8,98%	+7,75%	+20,93%	+18,24%	+25,70%	-	+28,53%
Performance p.a.	-	-	-	+20,93%	+8,74%	+7,93%	-	+7,62%
Performance p.a. nach max. AGA	-	-	-	+20,93%	+8,74%	+7,92%	-	+7,59%
Sharpe Ratio	1,11	1,44	1,29	1,74	0,59	0,52	-	0,49
Volatilität	16,17%	11,44%	11,74%	10,64%	10,72%	10,62%	-	10,71%
Schlechtester Monat	-	-3,96%	-3,96%	-3,96%	-5,57%	-5,57%	-	-5,57%
Bester Monat	-	+3,95%	+3,95%	+4,61%	+4,61%	+5,91%	-	+5,91%
Maximaler Verlust	-4,33%	-7,64%	-7,64%	-7,64%	-15,64%	-15,64%	-	-15,64%

**Vertriebszulassung**

Österreich, Deutschland, Schweiz;

1. Wichtiger Hinweis zum Aktualisierungsstand: Das angegebene Datum bezieht sich ausschließlich auf die Berechnung des NAV.

RISIKOHINWEISE: Die Informationen auf dieser Seite dienen ausschließlich zu Informationszwecken und sollten weder als Verkaufsangebot noch als Aufforderung zum Kauf des Wertpapiers oder einer Empfehlung zugunsten des Wertpapiers verstanden werden. Die baha GmbH und die BAWAG P.S.K. Bank für Arbeit und Wirtschaft und Österreichische Postsparkasse Aktiengesellschaft übernehmen trotz sorgfältigster Recherche keinerlei Haftung für die Richtigkeit der angegebenen Daten.  
Factsheet erstellt von: www.baha.com am 21.06.2026 19:26

# Fisher Investments Institutional Global Sustainable Equity Impact Fund Sterling Class Shares (unhedged) / IE00BKFHTR56 / ...

## Investmentstrategie

The Fund invests: Primarily in equities and equity-related securities of, or linked to, issuers that are included in the country indices represented within the Benchmark. Up to 20% of its total assets in equities and equity-related securities of, or linked to, issuers located in countries not represented within the Benchmark (including emerging market countries). Up to 10% of its total assets in unlisted equities. While the Fund will invest primarily in equities and equity-related securities, the Fund may for liquidity, hedging and/or cash management purposes, in circumstances of extreme volatility or if market factors require and if considered appropriate to the investment objective, invest on a short-term basis in cash, cash equivalents, money market instruments or corporate bonds from issuers that are considered to be Sustainable Investments.

## Fondsspezifische Informationen

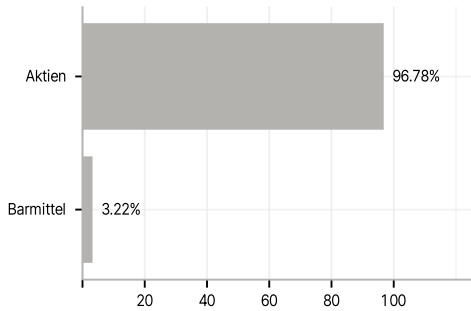
Im Rahmen der Anlagestrategie kann in wesentlichem Umfang in Derivate investiert werden. Die Fondsbestimmungen des Fisher Investments Institutional Global Sustainable Equity Impact Fund Sterling Class Shares (unhedged) wurden durch die FMA bewilligt. Der Fisher Investments Institutional Global Sustainable Equity Impact Fund Sterling Class Shares (unhedged) kann mehr als 35 % des Fondsvermögens in Wertpapiere/Geldmarktinstrumente folgender Emittenten investieren: by any EU Member State, its local authorities, Non-Member States or public international bodies of which one or more EU Member States are members or by Australia, Canada, Hong Kong, Japan, New Zealand, Switzerland, United States or any of the following: European Investment Bank, European Bank for Reconstruction and Development International Finance Corporation, International Monetary Fund Euratom, The Asian Development Bank European Central Bank Council of Europe, Eurofima African Development Bank, International Bank for Reconstruction and Development (The World Bank) The Inter American Development Bank, European Union, Federal National Mortgage Association (Fannie Mae) Federal Home Loan Mortgage Corporation (Freddie Mac) Government National Mortgage Association (Ginnie Mae), Student Loan Marketing Association (Sallie Mae), Federal Home Loan Bank Federal Farm Credit Bank Tennessee Valley Authority Straight- A Funding LLC, OECD Governments (provided the relevant issues are investment grade) Government of Brazil (provided the issues are of investment grade) Government of the People's Republic of China, Government of India (provided the issues are of investment grade) Government of Singapore.

## Investmentziel

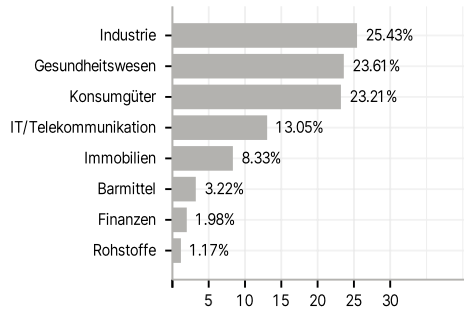
The investment objective of this actively managed Fund is to outperform the MSCI ACWI Sustainable Development Index (the "Benchmark") over a full market cycle while positively contributing to a future of sustainable and inclusive growth by investing in only assets (other than cash, cash equivalents and money market instruments) that are considered to be sustainable investments ("Sustainable Investments") under the Sustainable Finance Disclosure Regulation. There is no guarantee the investment objective will be achieved. The Fund is actively managed by the Investment Manager, meaning that investment decisions are made on a fully discretionary basis. Accordingly, the portfolio holdings may deviate from the Benchmark. This deviation may be material.

## Veranlagungsstruktur

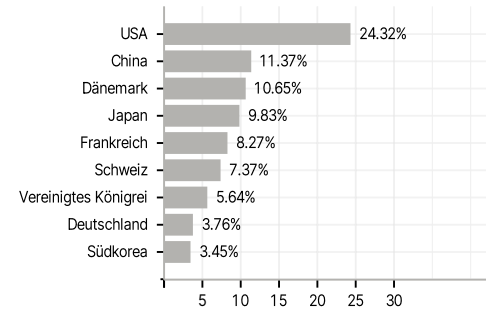
### Anlagearten



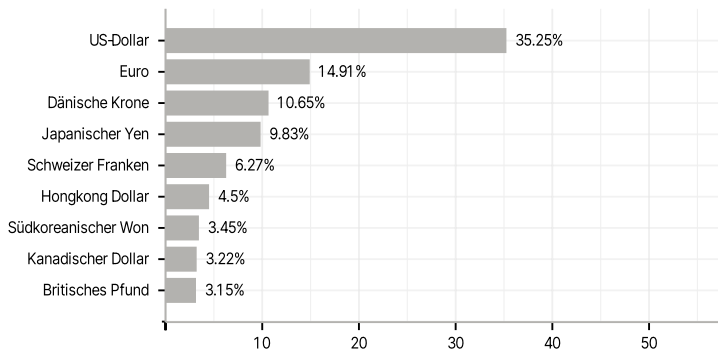
### Branchen



### Länder



### Währungen



### Größte Positionen

