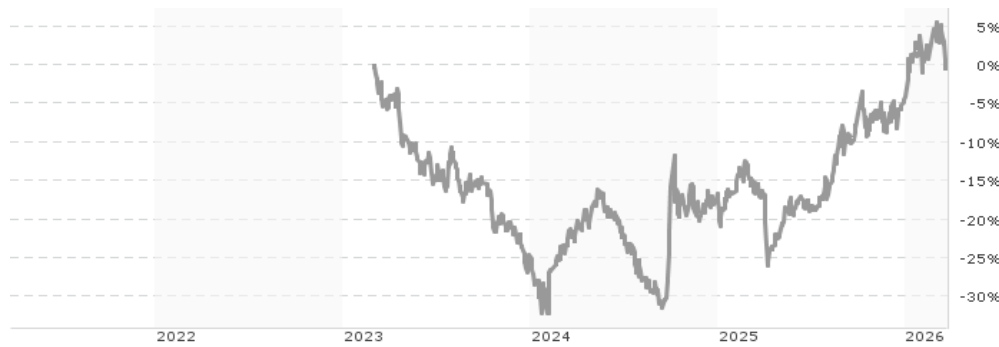


Fullgoal China A Share Fund A (EUR) / LU2568636349 / FUL012 / Fundsight S.A.

|                                       |               |                |                         |             |
|---------------------------------------|---------------|----------------|-------------------------|-------------|
| <b>Aktuell 20.03.2026<sup>1</sup></b> | <b>Region</b> | <b>Branche</b> | <b>Ausschüttungsart</b> | <b>Typ</b>  |
| 995,99 EUR                            | Großchina     | enmix          | thesaurierend           | Aktienfonds |



**Risikokennzahlen**

|     |   |   |   |          |   |   |   |
|-----|---|---|---|----------|---|---|---|
| SRI | 1 | 2 | 3 | <b>4</b> | 5 | 6 | 7 |
|-----|---|---|---|----------|---|---|---|

**Jahresperformance**

|      |         |
|------|---------|
| 2025 | +16,27% |
| 2024 | +9,20%  |

Performanceergebnisse der Vergangenheit lassen keine Rückschlüsse auf die künftige Entwicklung zu.

| Stammdaten                 |                             | Konditionen   |       | Sonstige Kennzahlen      |              |
|----------------------------|-----------------------------|---|-------|--------------------------|--------------|
| Fondart                    | Einzelfond                  | Ausgabeaufschlag  | 5,00% | Mindestveranlagung       | EUR 1.000,00 |
| Kategorie                  | Aktien                      | Managementgebühr  | -     | Sparplan                 | Nein         |
| Fondsunterkategorie        | Branchenmix                 | Depotgebühr   | 0,12% | UCITS / OGAW             | Ja           |
| Ursprungsland              | Luxemburg                   | Tilgungsgebühr  | 0,00% | Gewinnbeteiligung        | 0,00%        |
| Tranchenvolumen            | (20.03.2026) USD 468115,690 | Sonstige lfd. Kosten (16.06.2025)                                   | 4,66% | Umschichtgebühr          | -            |
| Gesamt-Fondsvolumen        | (20.03.2026) USD 9,79 Mio.  | Transaktionskosten  | 0,33% | <b>Fondsgesellschaft</b> |              |
| Auflegedatum               | 01.03.2023                  | Fundsight S.A.  |       |                          |              |
| KESSt-Meldefonds           | Nein                        | 106, Route d'Arlon, 8210, Mamer                                     |       |                          |              |
| Beginn des Geschäftsjahres | 01.01.                      | Luxemburg   |       |                          |              |
| Nachhaltigkeitsfondsart    | -                           | <a href="https://www.fundsight.com/">https://www.fundsight.com/</a> |       |                          |              |
| Fondsmanager               | Sun Bin                     |   |       |                          |              |
| Thema                      | -                           |   |       |                          |              |

| Performance                    | 1M     | 6M     | YTD    | 1J      | 2J      | 3J      | 5J | seit Beginn |
|--------------------------------|--------|--------|--------|---------|---------|---------|----|-------------|
| Performance                    | -4,20% | +9,85% | +3,80% | +17,83% | +26,74% | +5,11%  | -  | -0,40%      |
| Performance p.a.               | -      | -      | -      | +17,83% | +12,58% | +1,67%  | -  | -0,13%      |
| Performance p.a. nach max. AGA | -      | -      | -      | +12,22% | +9,86%  | +0,03%  | -  | -1,71%      |
| Sharpe Ratio                   | -2,83  | 1,10   | 0,90   | 0,92    | 0,58    | -0,03   | -  | -0,13       |
| Volatilität                    | 17,68% | 17,24% | 18,49% | 17,02%  | 18,03%  | 17,22%  | -  | 17,21%      |
| Schlechtester Monat            | -      | -4,10% | -4,10% | -6,49%  | -6,49%  | -8,99%  | -  | -8,99%      |
| Bester Monat                   | -      | +6,70% | +6,70% | +9,07%  | +17,10% | +17,10% | -  | +17,10%     |
| Maximaler Verlust              | -5,64% | -5,93% | -5,64% | -12,38% | -18,15% | -30,03% | -  | -32,19%     |

**Vertriebszulassung**

Österreich, Deutschland;

1. Wichtiger Hinweis zum Aktualisierungsstand: Das angegebene Datum bezieht sich ausschließlich auf die Berechnung des NAV.

RISIKOHINWEISE: Die Informationen auf dieser Seite dienen ausschließlich zu Informationszwecken und sollten weder als Verkaufsangebot noch als Aufforderung zum Kauf des Wertpapiers oder einer Empfehlung zugunsten des Wertpapiers verstanden werden. Die baha GmbH und die BAWAG P.S.K. Bank für Arbeit und Wirtschaft und Österreichische Postsparkasse Aktiengesellschaft übernehmen trotz sorgfältigster Recherche keinerlei Haftung für die Richtigkeit der angegebenen Daten.  
Factsheet erstellt von: www.baha.com am 23.03.2026 16:49

## Fullgoal China A Share Fund A (EUR) / LU2568636349 / FUL012 / Fundsight S.A.

### Investmentstrategie

The Fund shall invest usually above 70% of its Net Asset Value in China A-Shares via the securities trading and clearing linked programme with an aim to achieve mutual stock market access between China and Hong Kong (i.e. the Shanghai-Hong Kong Stock Connect and the Shenzhen-Hong Kong Stock Connect (collectively, the "Stock Connect")) and the QFI status of the Investment Manager. These shares may include shares listed on the ChiNext market of the SZE and/or the Science and Technology Innovation Board of the SSE. The foregoing percentage may be derogated during the first six months following the launch of the Fund while ensuing observance of the principle of risk-spreading. The Fund targets to generate a return higher than the performance benchmark, which is MSCI China A Onshore Index (the "Benchmark Index") and uses the Benchmark Index for performance comparison purposes. In addition, the Fund's investment universe is expected to overlap usually above 70% with the components of the Benchmark Index as it is used as inspiration for the starting universe from which the equity securities will be selected. However, the Fund is actively managed by the Investment Manager with complete discretion with respect to portfolio allocation and overall level of exposure to the market. Although, the Investment Manager is not in any way constrained by the Benchmark Index in its portfolio positioning and have absolute discretion to invest in companies or sectors not included in the Benchmark Index, the deviation from the Benchmark Index is expected to be rather limited.

### Fondsspezifische Informationen

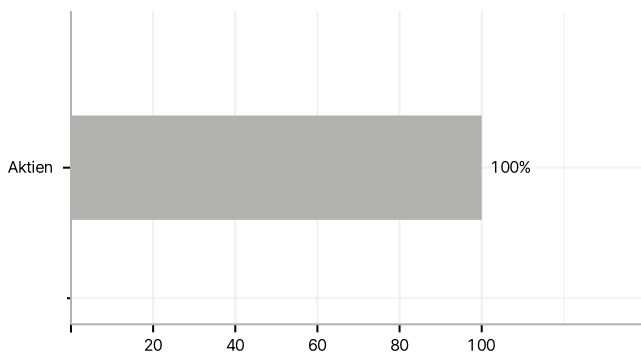
Im Rahmen der Anlagestrategie kann in wesentlichem Umfang in Derivate investiert werden. Die Fondsbestimmungen des Fullgoal China A Share Fund A (EUR) wurden durch die FMA bewilligt. Der Fullgoal China A Share Fund A (EUR) kann mehr als 35 % des Fondsvermögens in Wertpapiere/Geldmarktinstrumente folgender Emittenten investieren: by an EU member state, by its local authorities or by an OECD member state or a G20 member state, or by public international bodies of which one or more EU member states are members, the Company may invest 100% of the Net Asset Value of any Sub fund in such securities provided that.

### Investmentziel

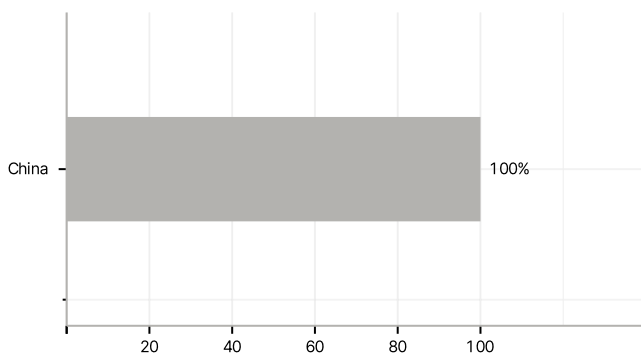
The Fund's investment objective is to achieve capital appreciation through investing in equity or equity related assets of companies whose operations are focused mainly in, or which derive a significant amount of revenue from China, Hong Kong or Macau and listed in China and Hong Kong.

### Veranlagungsstruktur

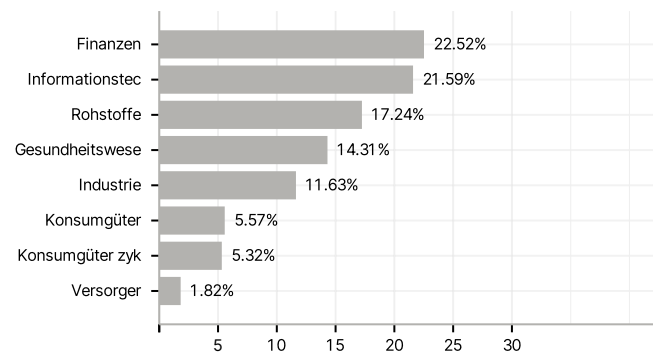
#### Anlagearten



#### Länder



#### Branchen



#### Größte Positionen

